






WECO FITTINGS




► **Nipple, Flare, Bulkhead & Union Connectors**

Part Number SKU#	Description	Photo
WX4MC8	1/4" Tube x 1/2" NPTF Fixed Male Connector for Water Filters	
WX6MC8	3/8" Tube x 1/2" NPTF Fixed Male Connector for Water Filters	
WX4MC4	Male Connector - 1/4" TUBE X 1/4" MNPT Thread for Water Filters	
WX4MC6	1/4" Tube x 3/8" NPTF Fixed Male Connector for Water Filters	
WXHDF-MC0404	1/4" Tube x 1/4" NPTF Male Connector for Water Filters	
WXHDF-MC0604	3/8" Tube x 1/4" NPTF Male Connector for Water Filters	
WXHDF-MC0806	1/2" Tube x 3/8" NPTF Male Connector	
WXHDF-MC0808	1/2" Tube x 1/2" NPTF Male Connector with O-ring	
WX-ATHWD0606	Three Way Connector Union 3/8" Quick Connect for Water Filters	
WXHDF-FC0608	Female Adapter 1/2" FNPT x 3/8" Tube for Water Filters	
6FC4-WF	Quick Connect RO Drinking Water Faucet Adapter- 3/8" Tube x 7/16" FIP	
WX3412BS6	3/4" Male to 1/2" Female NPT Schedule 80 Reducer Bushing	
WX10038BS6	1" Male to 3/8" Female NPT Schedule 80 Reducer Bushing	
WX10012BS6	1" Male to 1/2" Female NPT Schedule 80 Reducer Bushing	
WXSC3490RF	3/4" FPT PVC Schedule 80 Reinforced 90-Degree Elbow	
WXSC10090RF	1" FPT PVC Schedule 80 Reinforced 90-Degree Elbow	





WXST12-T38	1/2" Stem x 3/8" Tube Reducer for Water Filters	
6CR6W	3/8" Tube Quick Connect Cross - Four Way Union Connector for Water Filters	
4CR4W	1/4" Tube Quick Connect Cross - Four Way Union Connector for Water Filters	
34GHT38QC	Garden Hose Brass 3/4" Female to 3/8" QC Connector	
HDF-BF0404	1/4" Tube x 1/4" Flare Female Connector	
WXHDF-BF0412	1/4" Quick Connect Tube x 3/4" Female Garden Hose Connector	
WXHDF-MSA0604	WECO Stem Adapter - 3/8" Stem x 1/4" Male MPTF	
M50Q50	WECO 1/2" Male NPT x 1/2" Quick Connect Fitting	
M38Q50	WECO 3/8" Male NPT x 1/2" Quick Connect Fitting	
FA14-38QC	WECO Female Adapter 1/4" Female NPT x 3/8" QC	
FA14-14QC	WECO Female Adapter 1/4" Female NPT x 1/4" QC	
HDF-MC0402	1/4" Tube x 1/8" NPTF Male Connector	
HDF-MC0406	1/4" Tube x 3/8" NPTF Male Connector	
HDF-MC0608	3/8" Tube x 1/2" NPTF Male Connector	
HDF-MC0606	3/8" Tube x 3/8" NPTF Male Connector	
HDF-FC0404	1/4" Tube x 1/4" NPT Female Connector	

WXHDF-BU04	1/4" Tube x 1/4" Tube Bulkhead Union	
WXHDF-BU06	3/8" Tube x 3/8" Tube Bulkhead Union	
HDF-BU0604	3/8" Tube x 1/4" Tube Bulkhead Union	
WXFP14	Quick Connect RO Drinking Water Faucet Adapter- 1/4" Tube x 7/16" FIP	
WX-HDF-UC04	WECO 1/4" Tube x 1/4" Tube Union Connector	
WXHDF-UC0604	3/8" Tube x 1/4" Tube Reducing Union	
HDF-UC06	3/8" Tube x 3/8" Tube Union Connector	



► **Check Valves**

Part Number SKU#	Description	Photo
316-CV-OZ	Kynar Check Valve 3/16" for Clack Ozone Generator	
WX-CV-07-14P-EZ	WECO Check Valve 1/4" x 1/4" Quick Connect	
WX-CV-06-14P-EZ	WECO Check Valve 1/4" x 1/4" Quick Connect	
HDF-ICV06	3/8" Tube x 3/8" Tube Inline Check Valve	
WX-CV-06-14P-EB	WECO Check Valve Elbow 1/4" Stem x 1/4" Tube Quick Connect	
WX-CV-06-38P	WECO Inline Check Valve 3/8" x 3/8" Tube Quick Connect	
HDF-ICV04	Hydronix 1/4" Tube x 1/4" Tube Inline Check Valve	
WXECV0402	1/4" Tube x 1/8" NPTF Elbow Check Valve with O-Ring	

► Water Supply Adapters

Part Number SKU#	Description	Photo
12NPT38COMP	WECO Angle Stop Adapter - 1/2" NPT Cold Water Lines to 3/8" Brass Tee Compression Tube	
ASTPV-14	WECO Angle Stop Valve Adapter with 1/4" Tube Outlet	
ASTPV-38	WECO Angle Stop Valve Adapter with 3/8" Tube Outlet	
CPROADP-COMP38	WECO Universal Angle Stop Valve Adapter with 3/8" Tube Outlet	
CPROADP-COMP14	WECO Universal Angle Stop Valve Adapter with 1/4" Tube Outlet	
EZROADP14	Metpure EZ RO Universal Water Supply Adapter	
EZROADP-EZ38	WECO EZ RO Universal Water Supply Adapter - 3/3" Outlet	
EZROADP-EZ14	WECO EZ RO Universal Water Supply Adapter - 1/4" Outlet	







► Solenoid Valves

Part Number SKU#	Description	Photo
SVTNC-24AC14Q	WECO Solenoid Valve for Water Filter Units - 24 VAC - 1/4" Quick Connect - Normally Closed	
SVTNC-24AC38Q	WECO Solenoid Valve for Water Filter Units - 24 VAC - 3/8" Quick Connect - Normally Closed	
SVTNC-110AC100	Stainless Steel Solenoid Valve For Water Treatment Units - 110 VAC - 1 Inch FNPT - Normally Closed	
SVTNC-24AC38Q	WECO 36V DC Solenoid Valve for HydroSense RO Water Filter Systems - 3/8" FNPT Ports, Normally Closed	





<p>SV38QC-24</p>	<p>Solenoid Valve with 3/8" QC Ports - 24V</p>	
<p>207623</p>	<p>AXEON® ASCO 212 - Series Solenoid Valve Kit - 1/2" FPT, 110V,W/DIN AND 2 METER CORD</p>	
<p>207624</p>	<p>AXEON® ASCO 212 - Series Solenoid Valve Kit - 1/2" FPT, 220V, W/DIN AND 2 METER CORD</p>	
<p>207625</p>	<p>AXEON® ASCO 212 - Series Solenoid Valve Kit - 3/4" FPT, 24V, W/DIN AND 2 METER CORD</p>	
<p>207626</p>	<p>AXEON® ASCO 212 - Series Solenoid Valve Kit - 3/4" FPT, 120V, W/DIN AND 2 METER CORD</p>	
<p>207627</p>	<p>AXEON® ASCO 212 - Series Solenoid Valve Kit - 3/4" FPT, 220V, W/DIN AND 2 METER CORD</p>	
<p>207673</p>	<p>AXEON® ASCO 212 - Series Solenoid Valve Kit - 1" FPT, 120V, W/DIN AND 2 METER CORD</p>	
<p>207674</p>	<p>AXEON® ASCO 212 - Series Solenoid Valve Kit - 1" FPT, 4V, W/DIN AND 2 METER CORD</p>	
<p>207622</p>	<p>AXEON® ASCO 212 - Series Solenoid Valve Kit - 1/2" FPT, 24V, W/ DIN AND 2 METER CORD</p>	
<p>207675</p>	<p>AXEON® ASCO 212 - Series Solenoid Valve Kit - 1" FPT, 220V, W/DIN AND 2 METER CORD</p>	
<p>209419</p>	<p>AXEON® GC Series Solenoid Valve Kit - 1/2" FNPT, 220V, W/DIN AND 3 METER CORD</p>	
<p>209420</p>	<p>AXEON® GC Series Solenoid Valve Kit - 1/2" FNPT, 24VAC, W/DIN AND 3 METER CORD</p>	
<p>210193</p>	<p>AXEON® GC Series Solenoid Valve Kit - 3/4" FNPT, 24VAC, W/DIN AND 3 METER CORD</p>	
<p>210194</p>	<p>AXEON® GC Series Solenoid Valve Kit - 1" FNPT, 24VAC, W/DIN AND 3 METER CORD</p>	
<p>208920</p>	<p>AXEON® GC Series Solenoid Valve Kit - 1/2" FNPT, 110V, W/DIN AND 3 METER CORD</p>	
<p>208786</p>	<p>AXEON® GC Series Solenoid Valve Kit - 3/4" FNPT, 110V, W/DIN AND 3 METER CORD</p>	

208787	AXEON® GC Series Solenoid Valve Kit - 3/4" FNPT, 220V, W/DIN AND 3 METER CORD	
208788	AXEON® GC Series Solenoid Valve Kit - 1" FNPT, 110V, W/DIN AND 3 METER CORD	
207623	AXEON® ASCO 212 - Series Solenoid Valve Kit - 1/2" FPT, 110V,W/DIN AND 2 METER CORD	
208789	AXEON® GC Series Solenoid Valve Kit - 1" FNPT, 220V, W/DIN AND 3 METER CORD	

► **Air Gaps & Drain Line Adapters**


Part Number SKU#	Description	Photo
12NPT38COMP	Universal Mount Air Gap Unit for 1½" & 2" Standpipe, Fits 1/2" PVC, Includes ½" and ⅝" Drain Barb Adapter, Accommodates a ⅜" RO Drain Tube	
DL-56-AG9	Drain Line Adapter 1½" x ⅜" Quick Connect	
IPT-DS38CP	Up to 2" Pipe Drain Saddle for RO/Nano Systems - 3/8" Compression Inlet	
IPT-DS14CP	Up to 2" Pipe Drain Saddle for RO/Nano Systems - 1/4" Compression Inlet	
AGR05FIP	Dishwasher Style Air Gap for RO w/½" FIP connection (Includes ½" MIP x ¼" Push Connector), Chrome Color	
AGR025PSH	Dishwasher Style Air Gap for RO w/¼" Push Connection, Chrome Color	
HDX-DS14QC	WECO Drain Saddle for Undersink Reverse Osmosis / Nanofiltration Systems -1/4" Quick Connect Tube Inlet	
HDX-DS38QC	WECO Drain Saddle for Undersink Reverse Osmosis / Nanofiltration Systems 3/8" Quick Connect Tube Inlet	

► **Elbows**



Part Number SKU#	Description	Photo
WXUE04	1/4" Tube x 1/4" Tube Union Elbow for Water Filters	
WXUE06	3/8" Tube x 3/8" Tube Union Elbow for Water Filters	
WXPE0404	1/4" Stem x 1/4" Tube Plug In Elbow Fitting for Water Filters	
WXPE0606	3/8" Stem x 3/8" Tube Plug In Elbow for Water Filters	
WXPE0604	3/8" Stem x 1/4" Tube Plug In Elbow Fitting for Water Filters	
WXPE0406	1/4" Stem x 3/8" Tube Plug In Elbow Fitting for Water Filters	
WXFE0404-D0	1/4" Tube x 1/4" NPTF Fixed Elbow with Double O-Rings or Water Filters	
WXFE0406	1/4" Tube x 3/8" NPTF Fixed Elbow for Water Filters	
WXFE0404	1/4" Tube x 1/4" NPTF Fixed Elbow for Water Filters	
WXFE0606	3/8" Tube x 3/8" NPTF Fixed Elbow for Water Filters	
WXFE0808	1/2" Tube x 1/2" NPTF Fixed Elbow	
WX4ME4	Male Elbow - 1/4" TUBE X 1/4" MNPT Thread for Water Filters	
HDF-FE0604	3/8" Tube x 1/4" NPTF Fixed Elbow	
HDF-FE0608	3/8" Tube x 1/2" NPTF Fixed Elbow	
HDF-FE0402	1/4" Tube x 1/8" NPTF Fixed Elbow	




► **Flow Restrictors**

Part Number SKU#	Description	Photo
38FR-100P-EZ	Flow Restrictor, 100 ml/min with 3/8" EZ Push Connectors	
38FR-150P-EZ	Flow Restrictor, 150 ml/min with 3/8" EZ Push Connectors	
38FR-200P-EZ	Flow Restrictor, 200 ml/min with 3/8" EZ Push Connectors	
38FR-250P-EZ	Flow Restrictor, 250 ml/min with 3/8" EZ Push Connectors	
38FR-300P-EZ	Flow Restrictor, 300 ml/min with 3/8" EZ Push Connectors	
38FR-400P-EZ	Flow Restrictor, 400 ml/min with 3/8" EZ Push Connectors	
38FR-450P-EZ	Flow Restrictor, 450 ml/min with 3/8" EZ Push Connectors	
38FR-650P-EZ	Flow Restrictor, 650 ml/min with 3/8" EZ Push Connectors	
38FR-750P-EZ	Flow Restrictor, 750 ml/min with 3/8" EZ Push Connectors	
38FR-800P-EZ	Flow Restrictor, 800 ml/min with 3/8" EZ Push Connectors	
38FR-850P-EZ	Flow Restrictor, 850 ml/min with 3/8" EZ Push Connectors	
38FR-900P-EZ	Flow Restrictor, 900 ml/min with 3/8" EZ Push Connectors	
38FR-950P-EZ	Flow Restrictor, 950 ml/min with 3/8" EZ Push Connectors	
38FR-1000P-EZ	Flow Restrictor, 1000 ml/min with 3/8" EZ Push Connectors	
38FR-1050P-EZ	Flow Restrictor, 1050 ml/min with 3/8" EZ Push Connectors	
38FR-1100P-EZ	Flow Restrictor, 1100 ml/min with 3/8" EZ Push Connectors	
AFT-500	Auto Flush Timer with 500 ml/min Flow Restrictor - 1/4" QC Ports	
AFT-800	Auto Flush Timer with 800 ml/min Flow Restrictor - 1/4" QC Ports	
SY819	WECO Spray Balls for Water Aeration	




FR-100P-EZ	FLOW RESTRICTOR, 100ml / Min. WITH 1/4" EZ Push Connectors	
FR-150P-EZ	FLOW RESTRICTOR, 150ml / Min. WITH 1/4" EZ Push Connectors	
FR-180P-EZ	FLOW RESTRICTOR, 180ml / Min. WITH 1/4" EZ Push Connectors	
FR-200P-EZ	FLOW RESTRICTOR, 200ml / Min. WITH 1/4" EZ Push Connectors	
FR-300P-EZ	FLOW RESTRICTOR, 300ml / Min. WITH 1/4" EZ Push Connectors	
FR-400P-EZ	FLOW RESTRICTOR, 400ml / Min. WITH 1/4" EZ Push Connectors	
FR-450P-EZ	FLOW RESTRICTOR, 450ml / Min. WITH 1/4" EZ Push Connectors	
FR-500P-EZ	FLOW RESTRICTOR, 500 ml / Min. WITH 1/4" EZ Push Connectors	
FR-600P-EZ	FLOW RESTRICTOR, 600ml / Min. WITH 1/4" EZ Push Connectors	
FR-650P-EZ	FLOW RESTRICTOR, 650ml / Min. WITH 1/4" EZ Push Connectors	
FR-700P-EZ	FLOW RESTRICTOR, 700ml / Min. WITH 1/4" EZ Push Connectors	
FR-750P-EZ	FLOW RESTRICTOR, 750ml / Min. WITH 1/4" EZ Push Connectors	
FR-900P-EZ	FLOW RESTRICTOR, 900ml / Min. WITH 1/4" EZ Push Connectors	
FR-1000P-EZ	FLOW RESTRICTOR, 1000ml / Min. WITH 1/4" EZ Push Connectors	
FR-1200P-EZ	FLOW RESTRICTOR, 1200ml / Min. WITH 1/4" EZ Push Connectors	
FR-1500P-EZ	FLOW RESTRICTOR, 1500ml / Min. WITH 1/4" EZ Push Connectors	
FR-2000P-EZ	FLOW RESTRICTOR, 2000 ml / Min. WITH 1/4" EZ Push Connectors	
FR-2500P-EZ	FLOW RESTRICTOR, 2500 ml / Min. WITH 1/4" EZ Push Connectors	



► Solenoid Valves

Part Number SKU#	Description	Photo
WX-LP-5PSI	WECO Low Pressure Switch for Undersink RO Booster Pumps - 1/4" Port, Quick Connect	
PMP-TS014	Tank Shut Off Switch / High Pressure Switch for RO Systems - 1/4" Quick Connect	


AQT-TPS-40-14	Aquatec 40 PSI RO Tank High Pressure Switch with 1/4" Quick Connect	
AQT-TPS-40-38	Aquatec 40 PSI RO Tank High Pressure Switch with 3/8" Quick Connect	
AQT-TPS-60-14	Aquatec 60 PSI RO Tank High Pressure Switch with 1/4" Quick Connect	
AQT-TPS-60-38	Aquatec 60 PSI RO Tank High Pressure Switch with 3/8" Quick Connect	
AQT-TPS-80-14	Aquatec 80 PSI RO Tank High Pressure Switch with 1/4" Quick Connect	
AQT-TPS-80-38	Aquatec 80 PSI RO Tank High Pressure Switch with 3/8" Quick Connect	
LP-03-WT-EZ	Low Pressure Shut Off Switch for HydroSense RO Systems	
HS-500-HP	Tank Shut Off Switch / High Pressure Switch for HydroSense RO Systems - 1/4" Quick Connect	

► **Tee Unions**






Part Number SKU#	Description	Photo
WXHDF-UT04	Tee Union - 1/4" TUBE X 1/4" TUBE X 1/4" TUBE	
WXHDF-UT0406	1/4" Tube x 1/4" Tube X 3/8" Tube Union Tee	
WXHDF-UT0604	3/8" Tube x 3/8" Tube x 1/4" Tube Union Tee	
WXHDF-UT06	3/8" Tube x 3/8" Tube x 3/8" Tube Union Tee	
WXSRT0404	1/4" Tube x 1/4" Tube X 1/4" Stem Run Tee	
WXHDF-SRT0606	3/8" Tube x 3/8" Tube X 3/8" Stem Run Tee	
WXHDF-MBT0404	1/4" Tube x 1/4" NPTF X 1/4" Tube Male Branch Tee	

HDF-MBT0606	3/8" Tube x 3/8" NPTF X 3/8" Tube Male Branch Tee	
HDF-SBT0606	3/8" Tube x 3/8" Stem X 3/8" Tube Stem Branch Tee	
WX-HDF-TW06	WECO Two Way Connector - 3/8" Quick Connect for Water Filters	
WX-HDF-TW04	WECO Two Way Connector - 1/4" Quick Connect	



► **Pressure Regulators**

Part Number SKU#	Description	Photo
HX-SB-FPV-40	40 PSI Pressure Regulator with 1/4" Quick Connect Tube Inlet/Outlets	
HX-SB-FPV-40-38	40 PSI Pressure Regulator with 3/8" Quick Connect Tube Inlet/Outlets	
HX-SB-FPV-60	60 PSI Pressure Regulator with 1/4" Quick Connect Tube Inlet/Outlets	
HX-SB-FPV-60-38	60 PSI Pressure Regulator with 3/8" Quick Connect Tube Inlet/Outlets	
HX-SB-FPV-70	70 PSI Pressure Regulator with 1/4" Quick Connect Tube Inlet/Outlets	
HX-SB-FPV-70-38	70 PSI Pressure Regulator with 3/8" Quick Connect Tube Inlet/Outlets	
HX-SB-FPV-125	125 PSI Pressure Regulator with 1/4" Quick Connect Tube Inlet/Outlets	

► **Central Connectors**



Part Number SKU#	Description	Photo
RFC-34-34	Female Coupling 3/4" FNPT x 3/4" FNPT Sch. 40 PVC Reinforced	
WX1-CTRL-14	WECO Central Connector 1/4" MNPT x 1/4" MNPT	
WX2-CTRL-14	WECO Central Connector 1/4" MNPT x 1/4" MNPT	
WX3-CTRL-14	WECO Central Connector 1/4" MNPT x 1/4" MNPT	
WX4-CTRL-14	Central Connector 1/4" MNPT x 1/4" MNPT	
CTRL-14	WECO Central Connector 1/4" MNPT x 1/4" MNPT	
CTRL-34	Central Connector 3/4" MNPT x 3/4" MNPT	
CTRL-38	Central Connector 3/8" MNPT x 3/8" MNPT	
CTRL-100	Central Connector 1" MNPT x 1" MNPT	




► **Auto Shutoff Valves**

Part Number SKU#	Description	Photo
ONSPI-LEAK-STOP	Water Leak Detector and Auto Shutoff Valve with Audible Alarm	
FVPC12M	MINI PVC Mechanical Float Valve- 1/2" MPT for Atmospheric Tank Applications	


RFC-34-34	Female Coupling 3/4" FNPT x 3/4" FNPT Sch. 40 PVC Reinforced	
LBS-10	HM Digital LBS-10 Leak Detector with Auto Shutoff Valve and Audible Alarm	
ASV-14QWX	Auto Shut-Off Valve 1/4" Quick Connect for RO Systems	
ASV-38QWX	WECO Auto Shut-Off Valve 3/8" Quick Connect (White)	
ASV-38QW-B	Auto Shut-Off Valve 3/8" Quick Connect (Black) up to 1000 GPD -Made in U.S.A.	
68-ASV14QC	Auto Shut Off Valve White-1/4" Push Connect - Made in U.S.A.	

► **Ball Valves**

Part Number SKU#	Description	Photo
TBV-12-38-14	WECO Ball Valve Kit for 1/2" MNPT RO Tanks Reduced to 3/8" Quick Connect with Optional 1/4" QC Reducer	
TBV-100-12-38	WECO Ball Valve Kit For 1" MNPT RO Tanks Reduced To 1/2" Quick Connect With Optional 3/8" QC Reducer	
TBV-34-12-38	WECO Ball Valve Kit for 3/4" MNPT RO Tanks Reduced to 1/2" Quick Connect with Optional 3/8" QC Reducer	
BV-103-WF	Tank Bal Valve 3/8" Quick Connect Tube x 1/4" NPTF	

WXHDF-BVI3W04	1/4" Tube x 1/4" Tube x 1/4" Tube 3-Way Inline Ball Valve or Water Filters	
WX-HDF-BVT0404	WECO 1/4" Quick Connect Tube x 1/4" Female NPT Tank Ball Valve	
WX-HDF-BVT0604	WECO 3/8" Quick Connect Tube x 1/4" Female NPT Tank Ball Valve	
WX-HDF-BVI04	WECO 1/4" Tube x 1/4" Tube Inline Ball Valve	
WX-HDF-BVI06	WECO 3/8" Tube x 3/8" Tube Inline Ball Valve	

► **Needle Valves**

Part Number SKU#	Description	Photo
WX-SSNV12F	WECO 1/2" FNPT Needle Valve for Precise Flow Control	
WX-SSNV14F	WECO 1/4" FNPT Needle Valve for Precise Flow Control	
WX-SSNV34F	WECO 3/4" FNPT Needle Valve for Precise Flow Control	
WX-SSNV38F	WECO 3/8" FNPT Needle Valve for Precise Flow Control	